:hager

6H 5560.c

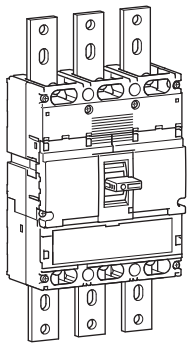

h1000

FR	Disjoncteurs boîtiers moulés 630 - 800 - 1000 A	Notice d'instructions
GB	Moulded case circuit breakers 630 - 800 - 1000 A	User instructions
DE	Leistungschalter 630 - 800 - 1000 A	Montageanleitung
IT	int. scatolato 630 - 800 - 1000 A	Istruzioni di montaggio
ES	Interruptores automáticos 630 - 800 - 1000 A	Instrucciones de uso
NL	Vermogens automaat 630 - 800 - 1000 A	Gebruiksaanwijzing
PT	Disjuntores gerais 630 - 800 - 1000 A	Instruções de instalação
NO	Effektbryter 630 - 800 - 1000 A	Bruksanvisning
GR	Αυτόματοι διακόπτες ισχύος 630 - 800 - 1000 A	Οδηγίες χρήσεως
PL	Wyłączniki kompaktowe 630 - 800 - 1000 A	Instrukcja obsługi
RU	Автоматические выключатели в литых корпусах 630 - 800 - 1000 A	Руководство по эксплуатации
CN	塑壳断路器 630 - 800 - 1000 A	用户手册

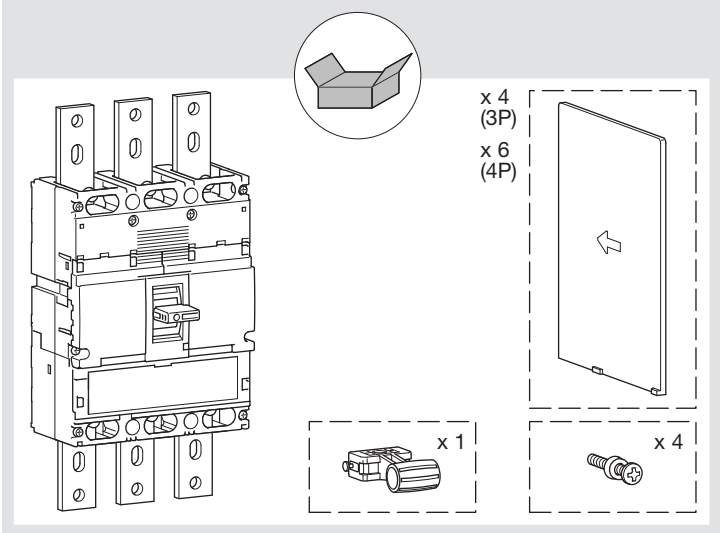

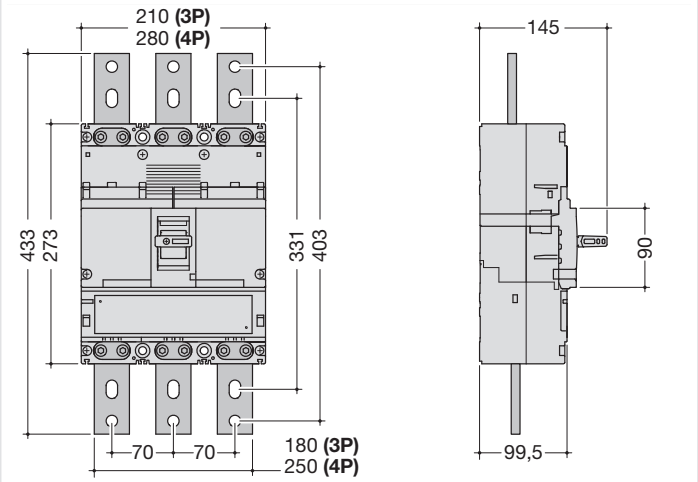

630 A is delivered without extended connections

		220 / 240 V AC		380 / 415 V AC	660 / 690 V AC
		630 / 800 A	1000 A	630 / 800 / 1000 A	630 / 800 / 1000 A
HNE IEC 60 947-2	Icu	85 kA	75 kA	50 kA	20 kA
	Ics	85 kA	75 kA	50 kA	20 kA
HEE IEC 60 947-2	Ics	100 kA	100 kA	70 kA	20 kA
	Ics	100 kA	75 kA	50 kA	20 kA
HCE IEC 60 947-3	Icm	17 kA			
	Icw	10 kA - 0,3 s			

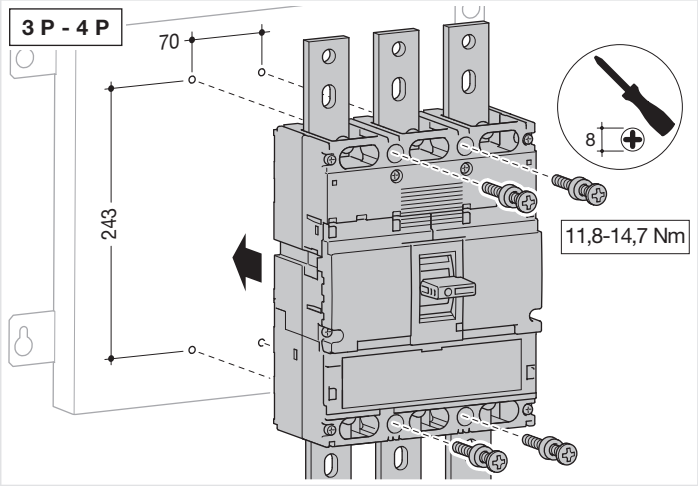

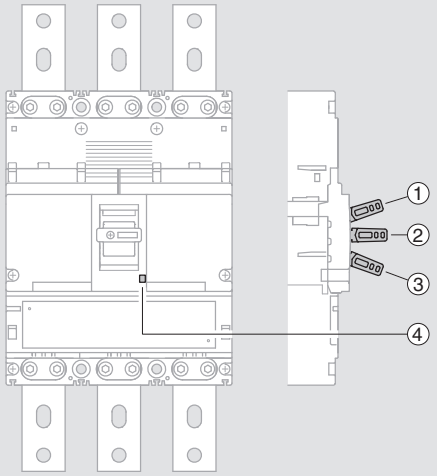

Indicateur de position de la manette :
① rouge = ON, ② noir = Déclenché,
③ vert = OFF (Reset).
Bouton de déclenchement ④

Handle position indicator :
① red = ON, ② negro = Trip,
③ green = OFF (Reset).
Button, Push-to-Trip ④

Position des Schalthebels :
① rot = EIN, ② schwartz = ausgelöst,
③ grün = AUS (Reset).
Prüftaste, zum Auslösen drücken ④

Indicatore di posizione della leva di manovra :
① rosso = ON,
② nero = Scanciato,
③ verde = OFF (Reset).
Pulsante di sgancio ④

Visualización de la posición :
① rojo = ON, ② negro = Disparo,
③ verde = OFF (Reset).
Pulsador de disparo ④

Hendelstand-indicator :
① rood = ON,
② zwart = Uitgeschakeld,
③ groen = OFF (Reset).
Uitschakelknop ④

Indicador de posição do punho :
① encarnado = ON,
② preto = Disparo,
③ verde = OFF (Reset).
Botão de disparo ④

Bryterknappens posisjon indikerer :
① rød = PÅ,
② sort = Utløst,
③ grønn = AV (Reset).
Utløserknapp ④

Οπτική ένδειξη της κατάστασης του διακόπτη :
① κόκκινο = ON,
② μαύρος = πτώση διακόπτη ισχύος,
③ πράσινο = OFF (Reset).
Πλήκτρο διακοπής ④

Pozycje dźwigni:
① czerwony = ON
② czarny = Trip
③ zielony = OFF (Reset)
Przycisk - Wciśnij aby wyzwolić ④

Индикатор положения раб. органа:
① красный = ВКЛ,
② черный = расцеплен
③ зелёный = ВЫКЛ(Готов)
Кнопка, Нажать для расцепления ④

手柄位置指示:
① 红 =ON (释能),
② 黑色 = trip (储能)
③ 绿 = OFF/Reset
按钮, 按压脱扣 ④

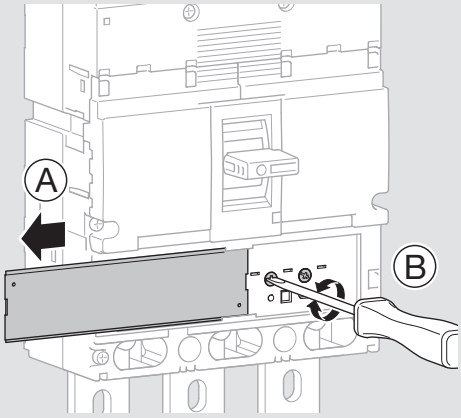

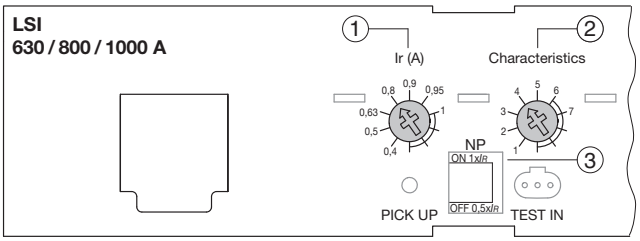

- Réglages
- Trip unit settings
- Einsteller
- Regolazioni
- Regulaciones
- Instellingen
- Regulações
- Innstillinger
- Ρυθμίσεις
- Nastawa wyzwolenia
- Уставки блока расцепителя
- 脱扣单元设定

LSI		In A									
		630 / 800 A					1000 A				
		Long Time Delay		Short Time Delay		Inst	Long Time Delay		Short Time Delay		Inst
		Ir (x In)	tr (s)	Isd (xIr)	tsd (s)	Ii (xIr)	Ir (x In)	tr (s)	Isd (xIr)	tsd (s)	Ii (xIr)
1 Ir (x In)	0,4	ok					ok				
	0,5	ok					ok				
	0,63	ok					ok				
	0,8	ok					ok				
	0,9	ok					ok				
	0,95	ok					ok				
	1	ok					ok				
2 Characteristics	1		11 s at 2 xIr	2,5	0,1	14 (Max 12 x In)		11 s at 2 xIr	2,5	0,1	14 (Max 10 x In)
	2		21 s at 2 xIr					21 s at 2 xIr			
	3			5					5		
	4		5 s at 6 xIr	10				5 s at 6 xIr	8		
	5		10 s at 6 xIr		0,2			10 s at 6 xIr		0,2	
	6		19 s at 6 xIr					16 s at 6 xIr			
	7		29 s at 6 xIr					/		/	/

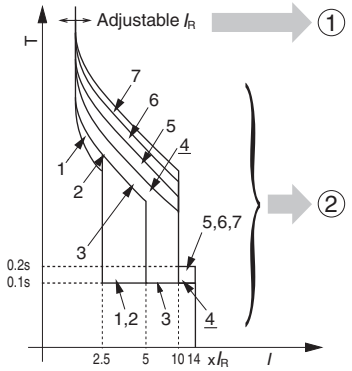

3
- Protection du neutre
- Neutral protection
- Einsteller für Neutralleiterschutz
- Protezione del neutro
- Protección de neutro
- Beveiliging van de nulleider
- Protecção do neutro
- Vern i nulleder
- Πρ στασία υδετέρ υ
- Ochrona bieguna neutralnego
- Уставки блока расцепителя
- 中性极保护

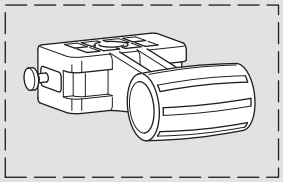

- Prolongateur de manette
- Extended handle
- Knebelverlängerung
- Leva prolungati
- Prolongadores mando
- Hendelverlengstuk
- Prolongadores de punho
- Bryterknappforlenger
- Προέκταση πλήκτρου
- Przedłużenie dźwigni
- Удлинённая рукоятка
- 加长手柄

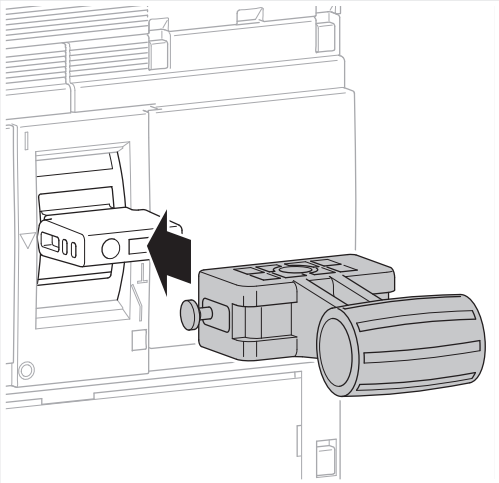

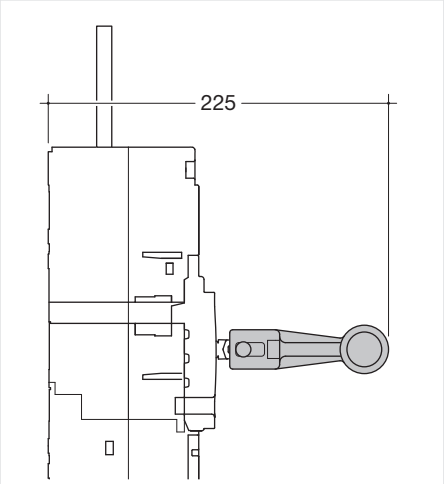

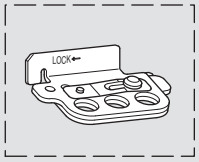

HXD039H

- Kit de verrouillage manette
- Padlockable Handle Lock Hasp
- Knebelverriegelung
- Blocco leva
- Pieza bloqueo mando
- Vergrendelkit voor hendel
- Kit de bloqueamento do punho
- Hengelåssperre
- Εξάρτημα κλειδώματος
- Blokada dźwigni
- Система замка рукоятки
- 可加挂锁的手柄锁

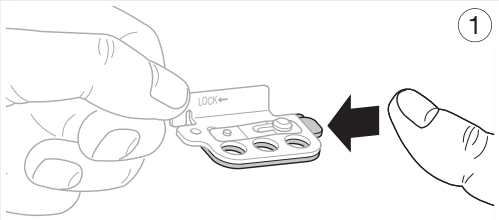

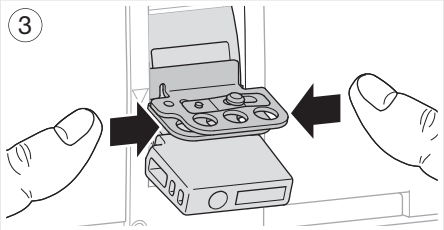

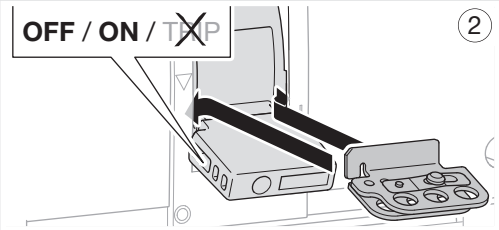



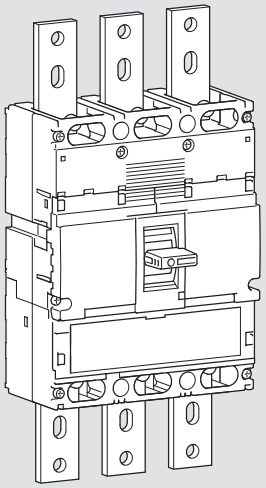

No extended connection straight for 630 A

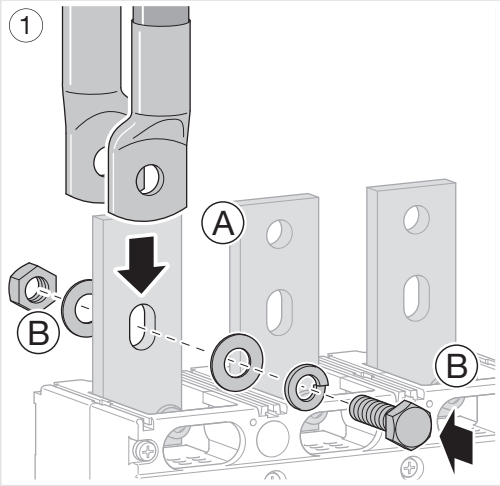

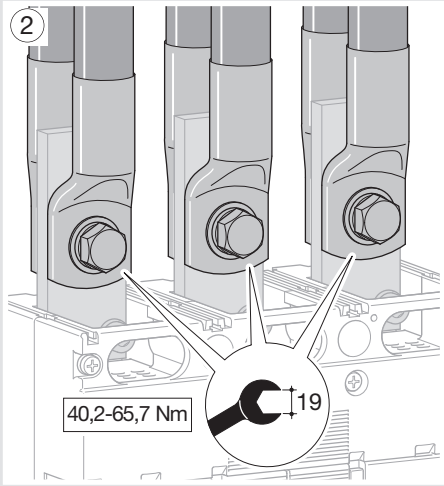

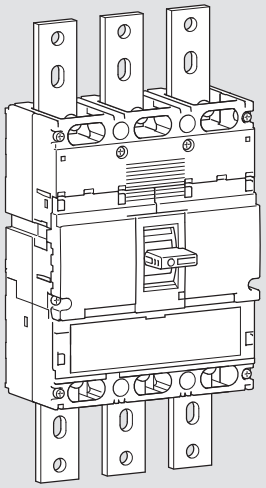

No extended connection straight for 630 A

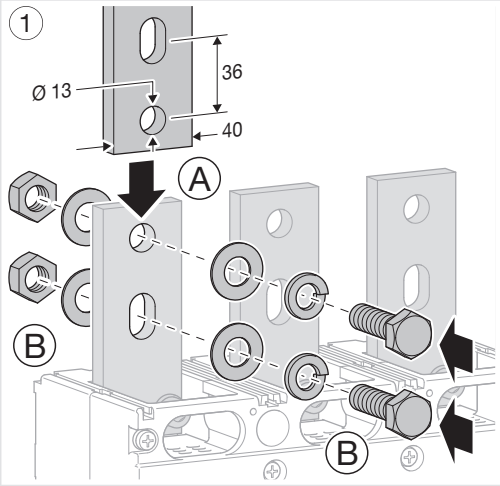

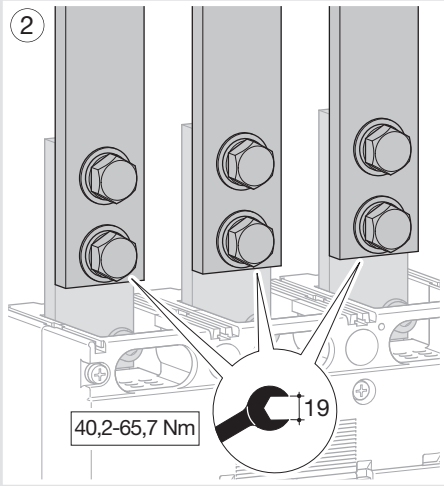

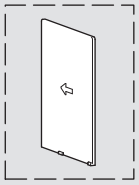

- Séparateurs de phase
- Interphase barrier
- Abschottung
- Setti separatori
- Separadores de fases
- Schermschotten
- Separadores de fases
- Faseisolasjonsplater
- Διαχωριστικά φάσεων
- Przegrody izolacyjne
- Межфазная перегородка
- 相间隔板

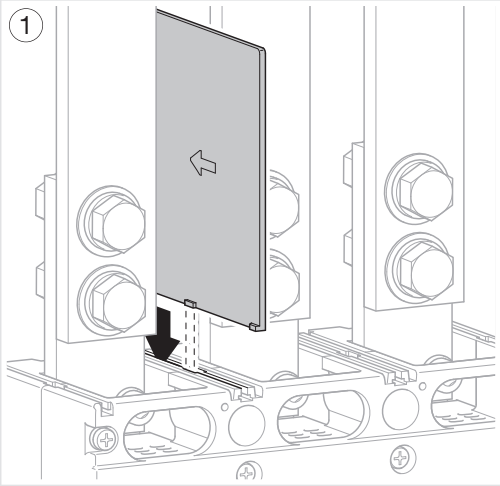

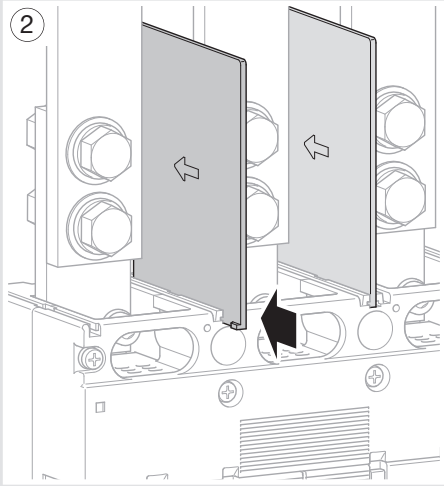

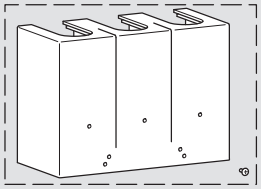

3P HYE021H
4P HYE022H

- Capot cache-bornes
- Terminal covers
- Klemmenabdeckung
- Calotte di protezione morsetti
- Tapa de bornes
- Afdekkap voor klembeschermers
- Cobre bornes
- Klemmedeksler
- Κάλυμμα επαφών
- Osłony zacisków
- Изолирующие крышки
- 端子盖

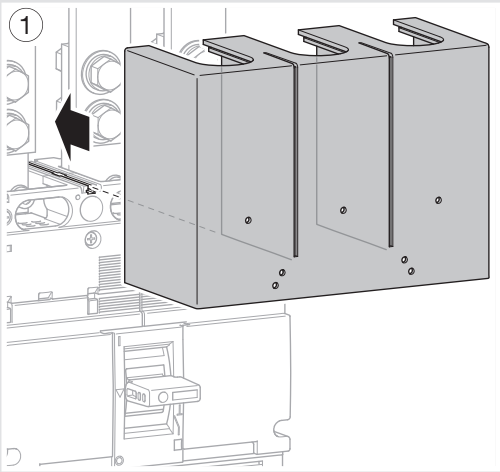

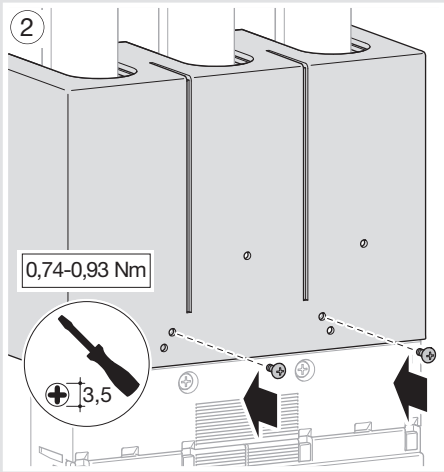

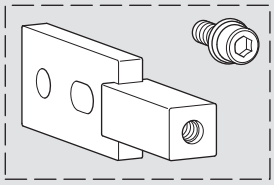

3P
HYE031H (800 A)
HYE033H (1000 A)

4P
HYE032H (800 A)
HYE034H (1000 A)

Rear connection 800 A is suitable for 630 A

- Prises arrières
- Rear connections
- Rückseitiger Anschluss
- Attachi posteriori
- Conexiones posteriores
- Achterste aansluitingen
- Ligações posteriores
- Tilkobling bakfra
- Προεκτατικες μπαρες
- Podłączenia tylne
- Задние присоединения
- 后接线

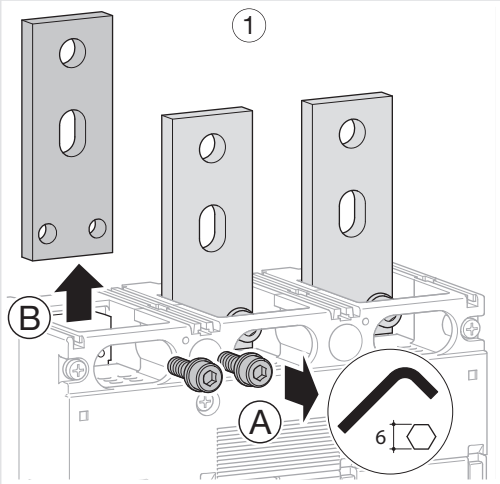

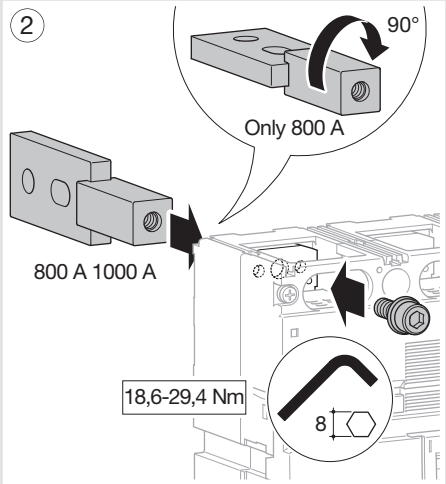

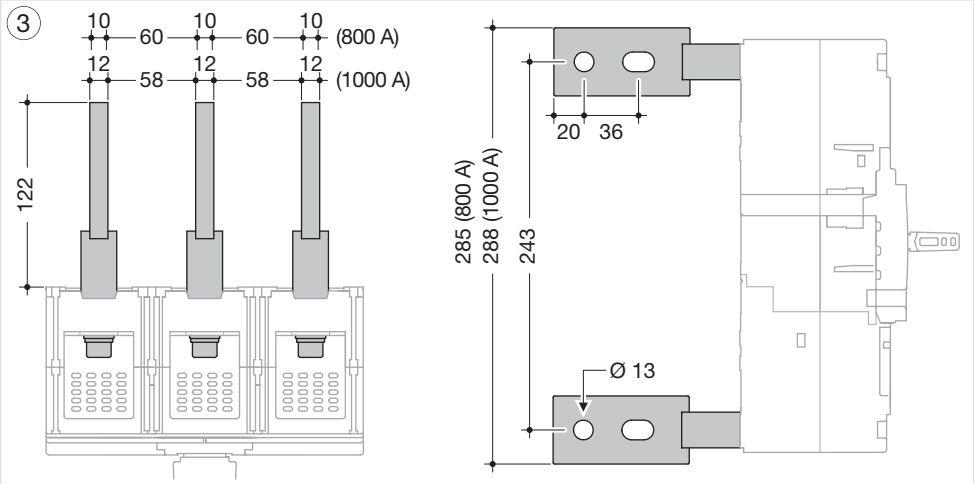

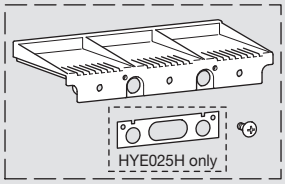

3P HYE025H
4P HYE026H

- Capot cache-bornes
- Terminal covers
- Klemmenabdeckung
- Calotte di protezione morsetti
- Tapa de bornes
- Afdekkap voor klembeschermers
- Cobre bornes
- Klemmedeksler
- Κάλυμμα επαφών
- Osłony zacisków
- Изолирующие крышки
- 端子盖

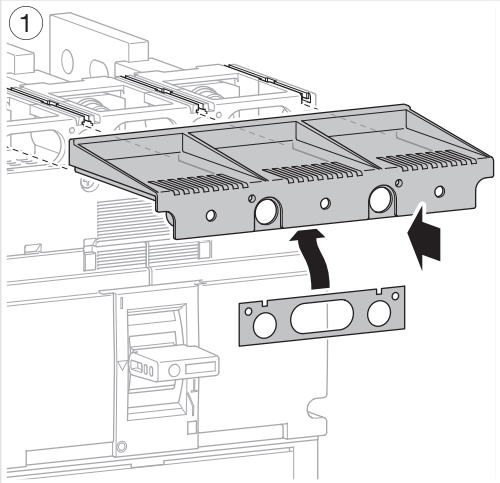

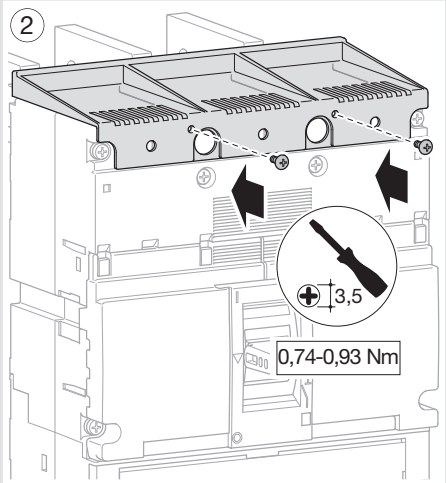

Hager 03.2010